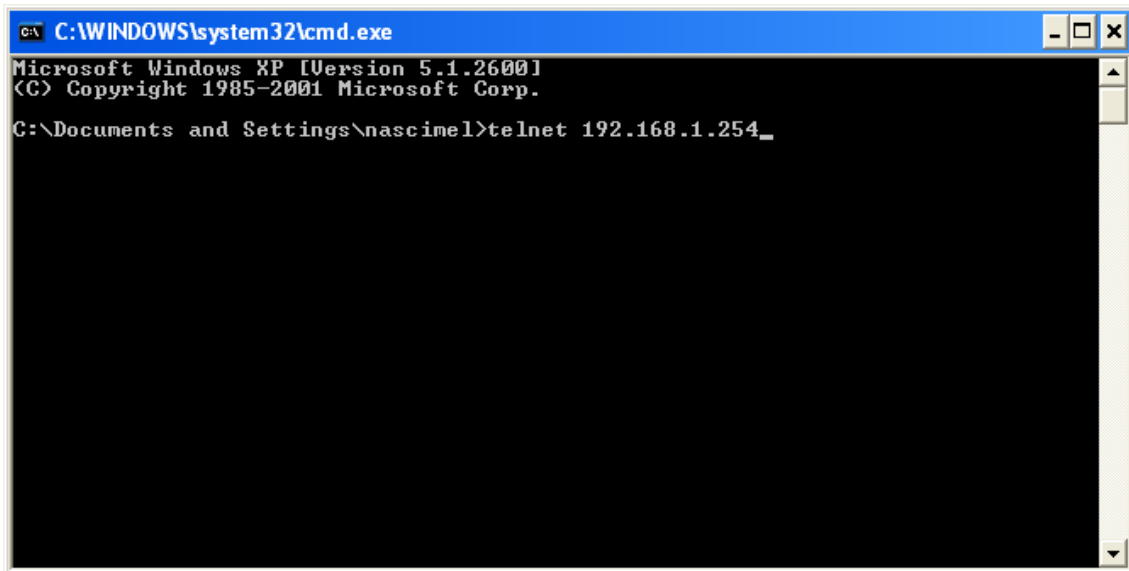


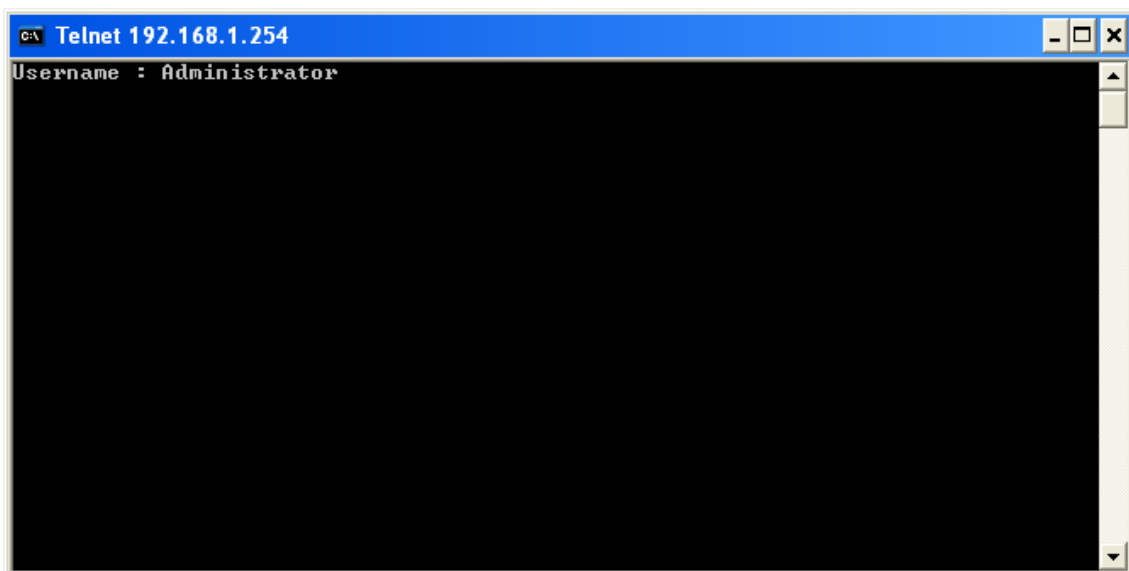
## Habilitando o gerenciamento SNMP no Gateway 510v6 firmware 5.4.0.13/5.4.0.15

Abra o Prompt de comando, digite telnet 192.168.1.254 e pressione a tecla enter.



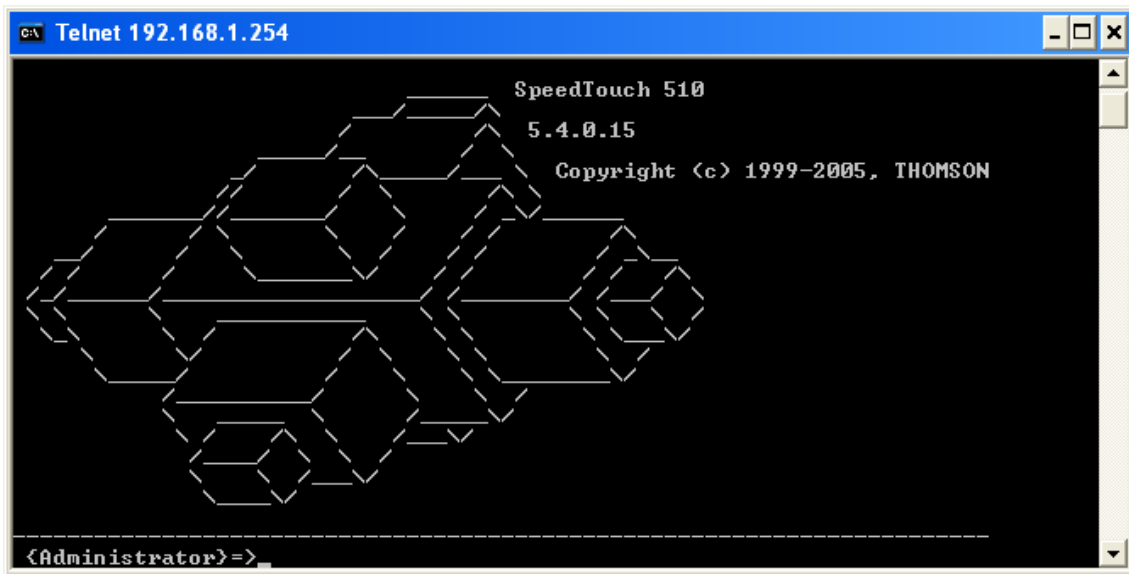
```
C:\WINDOWS\system32\cmd.exe
Microsoft Windows XP [Version 5.1.26001
(C) Copyright 1985-2001 Microsoft Corp.
C:\Documents and Settings\nascime1>telnet 192.168.1.254_
```

Será solicitado Username de acesso ao modem, digite Administrator e pressione a tecla enter.



```
C:\ Telnet 192.168.1.254
Username : Administrator
```

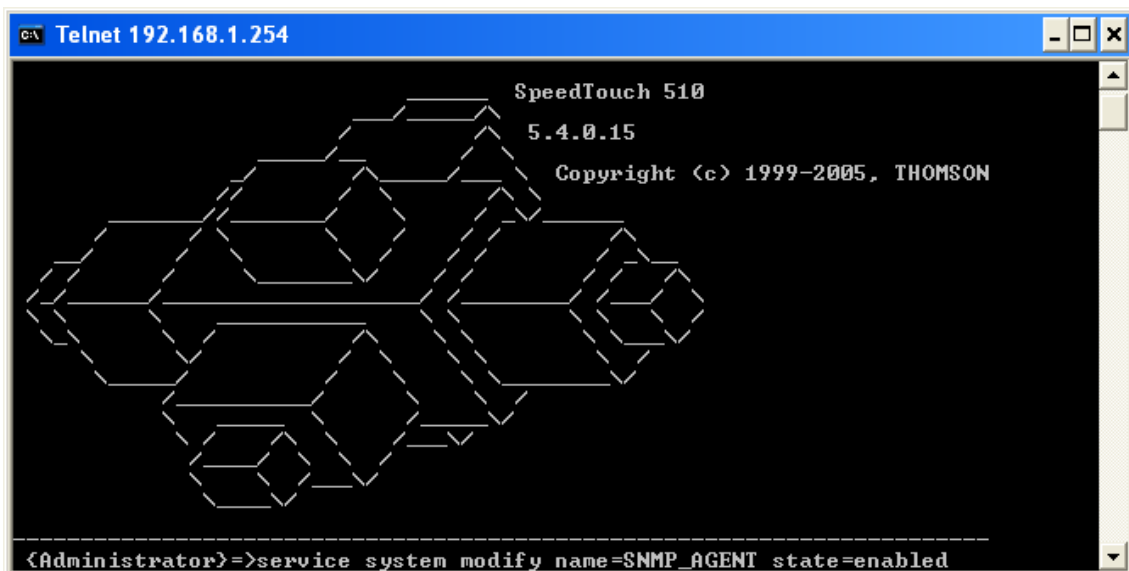
**Abrirá a tela abaixo.**



```
SpeedTouch 510
5.4.0.15
Copyright (c) 1999-2005, THOMSON

-----
<Administrator>=>
```

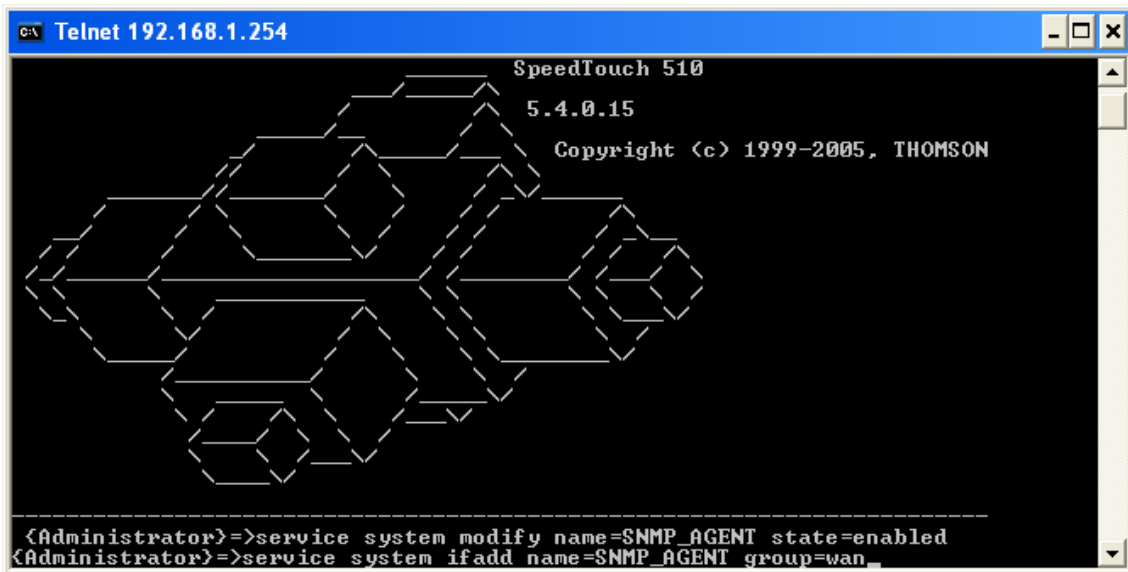
**Digite "service system modify name=SNMP\_AGENT state=enabled" e pressione a tecla enter.**



```
SpeedTouch 510
5.4.0.15
Copyright (c) 1999-2005, THOMSON

-----
<Administrator>=>service system modify name=SNMP_AGENT state=enabled
```

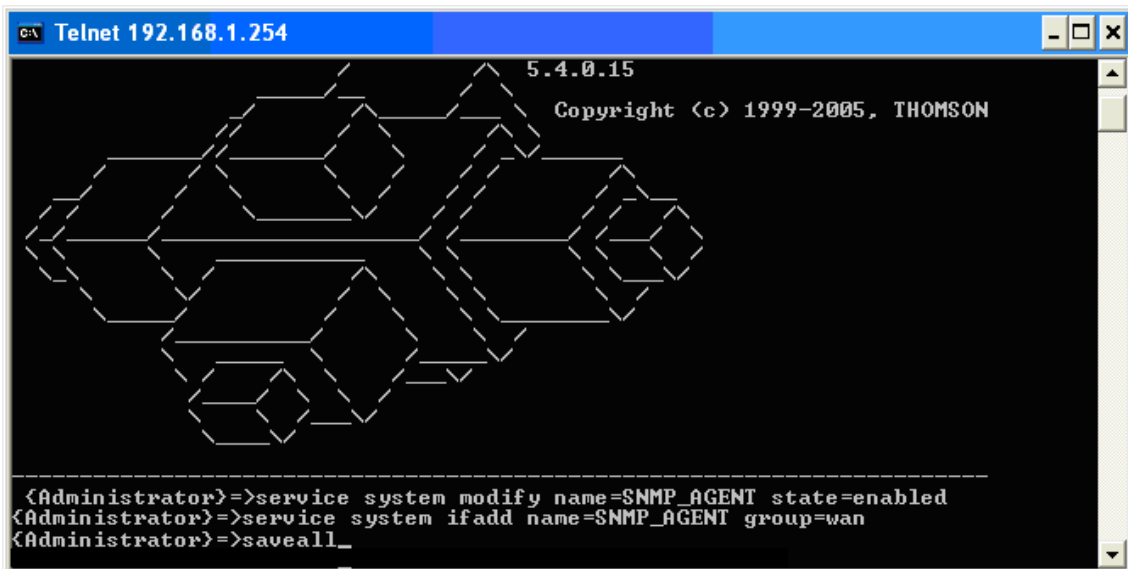
**Digitare "service system ifadd name=SNMP\_AGENT group=wan" e premere a tecla enter.**



```
SpeedTouch 510
5.4.0.15
Copyright (c) 1999-2005, THOMSON

-----
<Administrator>=>service system modify name=SNMP_AGENT state=enabled
<Administrator>=>service system ifadd name=SNMP_AGENT group=wan_
```

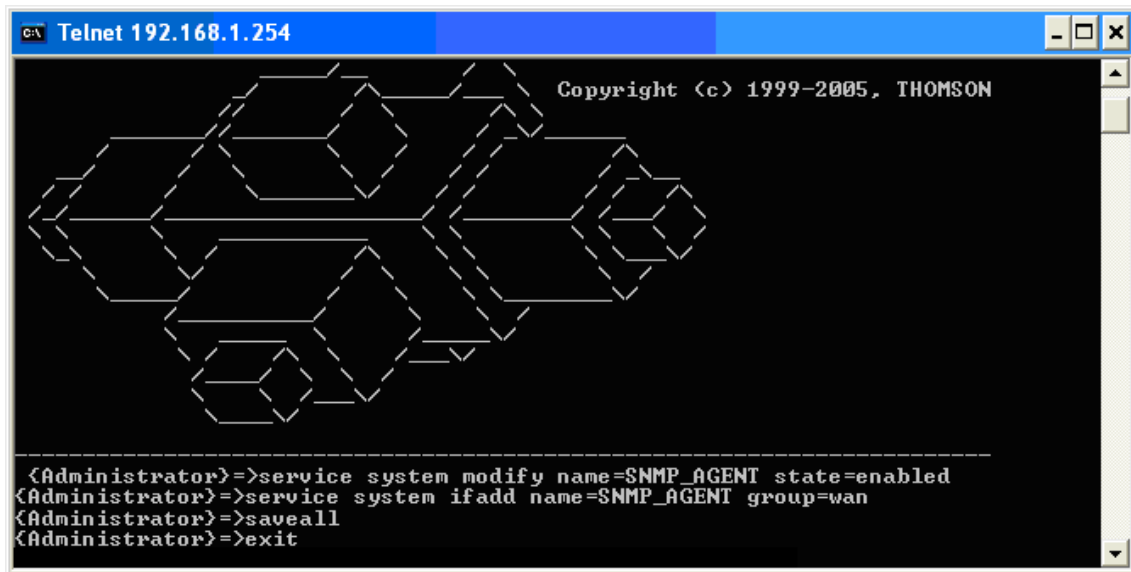
**Digitare "saveall" e premere a tecla enter.**



```
5.4.0.15
Copyright (c) 1999-2005, THOMSON

-----
<Administrator>=>service system modify name=SNMP_AGENT state=enabled
<Administrator>=>service system ifadd name=SNMP_AGENT group=wan
<Administrator>=>saveall_
```

**Digitate "exit" e pressione a tecla enter.**



The image shows a Telnet window titled "Telnet 192.168.1.254". The window contains a large ASCII art logo of a stylized globe or network structure. Below the logo, the text "Copyright (c) 1999-2005, THOMSON" is visible. At the bottom of the window, a series of configuration commands are entered in a shell prompt:

```
<Administrator>=>service system modify name=SNMP_AGENT state=enabled
<Administrator>=>service system ifadd name=SNMP_AGENT group=wan
<Administrator>=>saveall
<Administrator>=>exit
```

**SpeedTouch sys Description OID .1.3.6.1.2.1.1.1.0.**